

Modelling Cane Railways

A C Lynn Zelmer, CaneSIG coordinator
 Copyright © 2010. May be reproduced for non-commercial use
 only; contact the coordinator for any other use.

34

Queensland
 Cane Locos
 in HO

CaneSIG: <http://www.zelmeroz.com/canesig>

Modelling Queensland Cane Locos In HO Scale by Greg Stephenson

Introduction

The majority of steam locos in the Queensland cane fields were 4 or 6 coupled wheel tank locomotives, with or without leading or trailing bogies. The most common types were 0-4-0T, 0-4-2T, 0-6-0T and 0-6-2T. The main exception was CSR, which used Hudswell Clarke 0-6-0 tender locomotives.

Locos were supplied from many parts of the world, with British manufacturers dominating. German manufacturers were popular before WWI but then fell out of favour. Only a few American locos were used and post WWII, Australian built steam locos were more common, albeit often built under license.

Most early diesel/petrol locos were small and four wheel, generally of UK origin, with Fowler introducing an 0-4-0 and 0-6-0 from the 1930s. UK manufacturers were the main source of 0-6-0 diesels in the early 1950s as dieselisation commenced. Australian 0-6-0 diesel manufacturers entered the market from the mid-1950s and dominated the market after this time.

There are very few models on the market that are specifically cane railway. The suggestions in this article provide an idea of about what is available for 'freelance' cane locos circa 2011.

Many UK kits are 4 mm (OO) scale while other kits and R-T-R items are 3.5 mm (HO) scale. Many of the body kits are designed to fit commercial 'N' scale mechanisms, some of which are now out-of-production, so some compromises may have to be made to get a working model.

The terminology also varies country by country for narrow gauge locos in HO or OO scale running on 9 mm (N) gauge track.

Australia	HOn2.5	2.5 = 2.5 foot gauge
USA	HOn30	30 = 30 inch gauge
Europe	HOe/HO9	e = 600 mm gauge
UK	OO9	9 = 9 mm actual gauge

In any country the modelling gauge is often a compromise representing anything from two foot to metre gauge. The use of OO (4 mm = 1') for modelling Queensland's two foot cane railway gauge will be less of a compromise with 9 mm gauge track than in HO (3.5 mm = 1'), where the gauge is roughly 30 scale inches.

Ready to Run (R-T-R) Locomotives


	BCH International Minitrains (Re-release) Plymouth	HOn 30
	BCH International Minitrains (Re-release) Porter	HOn 30
	Model #33206 - Roco HOe-Diesel Loco Freelance	HOe
	Model #33241 - Roco HOe-Light Railway Steam Locomotive Freelance	HOe
	Model #33250 - Roco Narrow Gauge Tank Loco	HOe
	BEMO 1011953 ÖBB 2092.03 Heeresfeld- Diesellok (HOe scale) Three axle rod-drive diesel locomotive class HF130 of the Austrian Federal Railways	HOe
	Liliput Diesellok VL6 Steiermärkische Landesbahn Ep.V	HOe
	Liliput Tank locomotive, Type U, Class 298, ÖBB.	HOe

Complete Kits with Chassis		
	<p>BACKWOODS MINIATURES (UK) 1937 Fowler 0-6-0 Diesel Mechanical</p> <p>The kit is etched in nickel silver using a 43:1 gearbox driven by a Mashima 1015 can motor, includes push-fit flycranks, nickel silver tyred wheelsets (ready assembled) and etched, screw-fit pickups. 3 used in Australia.</p>	009
	<p>BACKWOODS MINIATURES (UK) Fowler 0-4-0ST Plantation Loco and tender</p> <p>Fowler of Leeds built a number of these tiny saddle tanks, usually for overseas plantation work. Our model features a tender-mounted motor with shaft drive to the loco.</p>	009

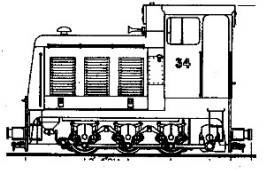
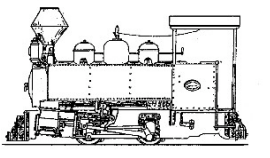
Other Backwoods Miniatures locomotive kits might be suitable for experienced modellers. However, their freelance cane car bears little resemblance to anything in Australia. <http://www.backwoodsminiatures.com/>

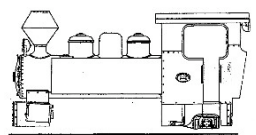






	<p>NIGEL LAWNTON 009 20HP WD Simplex or Bow framed Simplex</p> <p>Size warning! This loco is seriously small!</p>	009
---	---	-----

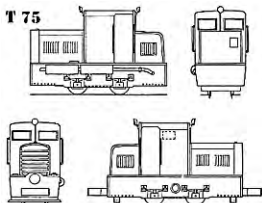






Other Nigel Lawnton locomotive kits might be suitable. For experienced modellers. <http://www.nigellawnton009.com/VeeTipper.html>

	<p>GINZA LIGHT RAILWAYS CLUB No. 115 Full Brass Koppel 30 HP Steam Locomotive Kit.</p> <p>It was 30 HP (6ton Class tiny) engine!!</p>	HO
---	---	----

Body Kits – Etched/white metal/resin kits using commercial N gauge chassis

	<p>ROGER CHIVERS Clyde 0-6-0 Diesel Loco Body Kit</p> <p>Product Code: RC13</p> <p>An Australian built cane locomotive</p>	HO
	<p>ROGER CHIVERS (Originally Colonial Models kit)</p> <p>Fowler 0-4-0T Loco Body Kit</p> <p>Product Code: RC42</p> <p>A good example of a</p>	HO

	<p>steam cane locomotive</p> <p>ROGER CHIVERS (Originally Colonial Models kit)</p> <p>Bundaberg Fowler 0-6-2T Loco Body Kit</p> <p>Product Code: RC44</p> <p>7 built in Australia</p>	HO
	<p>ROGER CHIVERS (Originally Colonial Models kit)</p> <p>Baldwin 0-4-0 Saddle Tank</p> <p>Product Code: RC30</p>	HO
	<p>ROGER CHIVERS Hudswell Clarke 0-6-0 Sydney Loco & Tender</p> <p>Product Code: RC8</p>	009
	<p>ROGER CHIVERS USA WW1 BALDWIN (Felin Hen) 2-6-2 Tank Loco</p> <p>Product Code: RC40</p> <p>Used at Fairymead Mill, Bundaberg</p>	009
	<p>ROGER CHIVERS Freelance Hudson Hunslet 0-4-0 Diesel Loco</p> <p>Product Code: RC37</p> <p>Overall roofed version based on Cattle Creek Mill Loco</p>	009
	<p>ROGER CHIVERS Festiniog Railway 'Harlech Castle' Diesel Loco Body Kit</p> <p>Product Code: RC32 -</p>	009
<p>A number of other 009 ROGER CHIVERS kits could make passable cane locos</p> <p>Product Code: RC10 - Avonside 'Elidir' 0-4-0 Tank Loco</p> <p>Product Code: RC33 - Festiniog Railway 'Conwy Castle' Diesel Loco Body Kit</p> <p>Product Code: RC79 - Avonside Charlton Class 0-4-0 Tank Loco 'Woolwich'</p> <p>Product Code: RC26 - British Outline Diesel Shunter</p> <p>Product Code: RC46 - Davenport 0-4-0T Loco Body Kit (HO Scale – ex-Colonial)</p>		
	<p>LANGLEY MINIATURE MODELS W.W.1 War Dept. Hunslet 4-6-0 Tank Loco Kit - Product Code: I4</p> <p>Hunslet Conversion Kit, (converts I4 to Australian version) - Product Code: I5</p>	009

	<p>MAQUETTE Billard Locotracteur T75: 0-4-0 Body Kit -Product Code: LT01</p>	009
	<p>MERIDIAN MODELS Ruston and Hornsby 27/32 HP 0-4-0 Diesel Loco Body Kit Product Code: MM3</p>	009
	<p>ROXEY MOULDINGS 'Hampton' Kerr Stuart 0- 4-2 Side Tank Loco Body Kit Product Code: LOK3</p>	009
	<p>RT MODELS Baguley Drewry Diesel 0-6-0 Body Kit for W & L Light Railway 'Chattenden'. Product Code: RT02</p>	009
	<p>GEM W.W.1 War Dept. Baldwin 4-6-0 Tank Loco Body Kit Product Code: 9002</p>	009
	<p>GEM Talylyn Railway 'Douglas' 0-4-0 Tank Loco Body Kit Product Code: 9005</p>	009
	<p>A1 MODELS 009 Bodyshell Conver- sion (etched) for the Bachmann Plymouth 0- 6-0 Diesel Locomotive Product Code: A01</p>	009
	<p>A1 MODELS Baldwin Diesel Loco Bodyshell for the Farish 08 Diesel Shunter (Outside Frames) Product Code: A12</p>	009
	<p>A1 MODELS Baguley Diesel Loco Bodyshell for the Farish 08 Diesel Shunter (Outside Frames) Product Code: A15</p>	009

Some of the other A1 MODELS etchings may be suitable.



WUISKE MODELS
(Australia)
Queensland Rail DH
class diesel hydraulic
loco shell (ex-QR locos
regauged in recent years
for sugar cane use)
[QRL010]

SOURCES

These are normally reliable sources that I know about and/or have used.

Parkside Dundas in Scotland is a specialist narrow gauge railway manufacturer and supplier and stock most of the UK manufactures. World wide mail order that I've used several times:

<http://www.park-sidedundas.co.uk/index.html>

BCH International Minitrains (Re-release) – Austral Modelcraft in Brisbane has stocked these. I bought mine from:

<http://nateslightironhobbies.com>

A range of Japanese Kits - Ginza Light Railways Club, Yoshiya Kobayashi, Japan:

<http://www.justmystage.com/home/yoshiya/index.html>

An American body kit manufacturer with some small locos:

<http://www.railway-recollections.com/>

Rolling Stock

Unfortunately at this time there are very limited sources for Queensland type wholestick trucks or chopped cane bins. Other articles in this Handbook series provide some guidance for kit bashing or scratchbuilding them and other related wagons.