

Research Resources for Modelling the Railways of Queensland



Research Resources for Modelling the Railways of Queensland

Lynn Zelmer -- lynn@zelmeroz.com

QldRailHeritage.com/mrqc



Research Resources for Modelling the Railways of Queensland

1

Why a need for research?

- Understanding the prototype: 'what, why, where, when and how'
- More authentic models and model scenes
- Creating unique and authentic models
- NMRA 'Prototype Modeller' and other Achievement Awards
- Sharing with other modellers, historians, railfans and enthusiasts



Research Resources for Modelling the Railways of Queensland

Queensland's Railways

- Gauges: 4' 8 1/2", 3' 6", 30", 24", etc.
- Ownership—Railway/Tram—Rail Operators
 - State Government (QGR/Queensland Rail)
 - Private Operator (eg: Pacific National, Aurizon)
 - Shire (eg Buderim Tram)
 - City (eg Brisbane and Rockhampton Trams)
 - Sugar Mill or other Industrial



Heritage, Museum and Tour Operators

Research Resources for Modelling the Railways of Queensland

Conventional resources

- Books, magazines and other printed materials [purchase or library/inter-library loan]
 - Railway, shire and mill histories [few plans]
 - Local histories, maps, newspapers, etc.
 - News magazines & books [mostly loco focus]
- Visual materials [normally purchase]
 - Film, video, etc., today usually on DVD[Queensland specific materials not available from NMRA's loan library; purchase at model exhibitions, museums or on-line]



Research Resources for Modelling the Railways of Queensland

Other sources include...

- Museums, archives, libraries, heritage railways
- Web collections, photos, drawings, community & manufacturer's information, etc.
- Model and railfan organisations, personal collections, magazines, DVDs, Flickr
- Internet Special Interest Groups, discussion groups, video exchange sites, etc.



Research Resources for Modelling the Railways of Queensland

Bundaberg Railway Museum


- Measure
- Photograph
rescale/skew
- Design model,
draw views,
& add texture
- Build model



Research Resources for Modelling the Railways of Queensland

6

QR Standard 10' x 10' Cream Shed



7

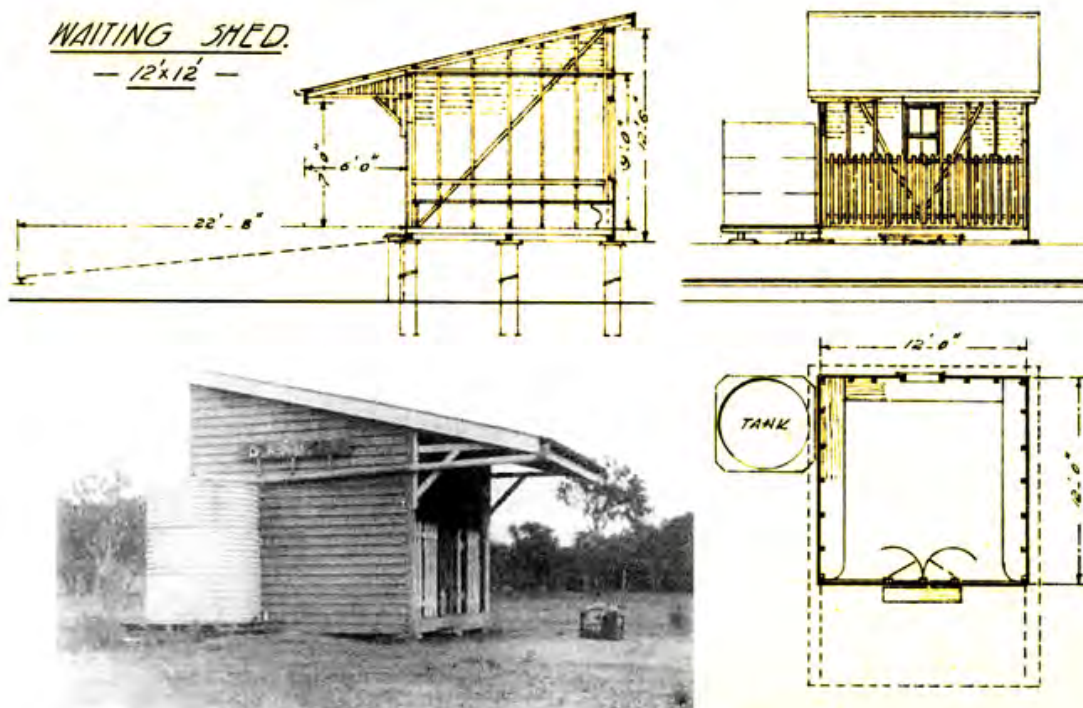
Museums/Archives

- Records & reports
- Plans
- Photos



8

Research Resources for Modelling the Railways of Queensland



Dakiel Siding

Photo courtesy John Lebsaft, Drawing QR 11A from The Workshops Rail Museum, Ipswich

RESEARCH RESOURCES FOR MODELLING THE RAILWAYS OF QUEENSLAND

9

Archer Park Rail Museum

- Tram & other artefacts
- Photos
- Archives
- Web site/ downloads



RESEARCH RESOURCES FOR MODELLING THE RAILWAYS OF QUEENSLAND

10

Private Ownership: Terry Olsson

- Modelling details and measurements, photo textures
- Restoration



Research Resources for Modelling the Railways of Queensland

11

LRRSA: Light Railways/tramways

- Magazine, sales & web
 - Timber
 - Sugar
 - Quarrying
 - Mining
 - Construction

A screenshot of the website for the Light Railway Research Society of Australia Inc. The page features a header with the society's name and a photograph of a train on a bridge. Below the header is a navigation menu with links to Home, What's new, About us, Sugar railways, Timber tramways, Narrow gauge railways, Publications, Online Videos, LRRSA Shop, LRRSA Email group, Join or Renew Online, Contact us, and Links. To the right of the menu is a photograph of a yellow and red steam locomotive. Below the photograph is a paragraph of text describing the society's mission and history.

Light Railway Research Society of Australia Inc.

Home
What's new
About us
Sugar railways
Timber tramways
Narrow gauge railways
Publications
Online Videos
LRRSA Shop
LRRSA Email group
Join or Renew Online
Contact us
Links

www.lrrsa.org.au

The LRRSA was founded in 1961 to promote interest in special purpose railways. It attracts members with interests in industrial archaeology, social history, preservation, mapping, bush walking and photography. These railways have been associated with a wide range of industries, including sugar production, timber milling, tourism, construction, manufacturing, quarrying and mining. The Society is a leading publisher of books on sawmilling history.



Research Resources for Modelling the Railways of Queensland

12

On-line Maps

- LRRSA
 - Only VIC
- Google Earth
 - Individual projects
- Government & archives




Google Maps—Farleigh Mill





Community/Private Web Sites

The Mapleton Tramway - Index



www.starfieldobservatory.com/MapletonTramway/Index.htm

#	TOPIC	#	TOPIC
1:	Acknowledgements	2:	The first settlers in the Nambour area
3:	Alfred Delisser surveys the Blackall Range	4:	Settlement spreads from Nambour to Dulong
5:	The beginnings of Mapleton	6:	The coming of the Queensland Railways
7:	The Moreton Central Sugar Mill is built	8:	A tramway network for the Mill is begun
9:	The Government takes over the Sugar Mill	10:	The tramline reaches Kureelipa
11:	The first Locomotives	12:	The Beard regains control of the Mill
13:	The 'Shays'	14:	The sugar trams become general carriers
15:	A 'Sensational Tramway Accident'	16:	The Maroochy Shire Council steps in
17:	To the top of the Range	18:	Whistles in the hills
19:	The services provided	20:	A description of the Locomotives

Research Resources for Modelling the Railways of Queensland

15

Accessed from
www.starfieldobservatory.com/MapletonTramway/Index.htm



Moreton Central Sugar Mill under construction in 1896. Photograph courtesy Sunshine Coast Libraries.

Currie and Bury, to maximise the amount of sugar processed by the proposed Moreton Central mill, asked the Dulong farmers to support that Company by supplying their cane for crushing at Nambour. In return for their support, the Dulong farmers extracted a promise from the Board that a tramline would be built from the Moreton Mill to their farms for transport of their crop. This agreement would have been easily negotiated, as every Director owned cane lands in the area the line would serve. Everyone knew that, for the Mill to be successful, a tramway system would be needed to get as much sugar cane in as possible, and it had to be built right away.




Research Resources for Modelling the Railways of Queensland

16

Model manufacturers web sites!

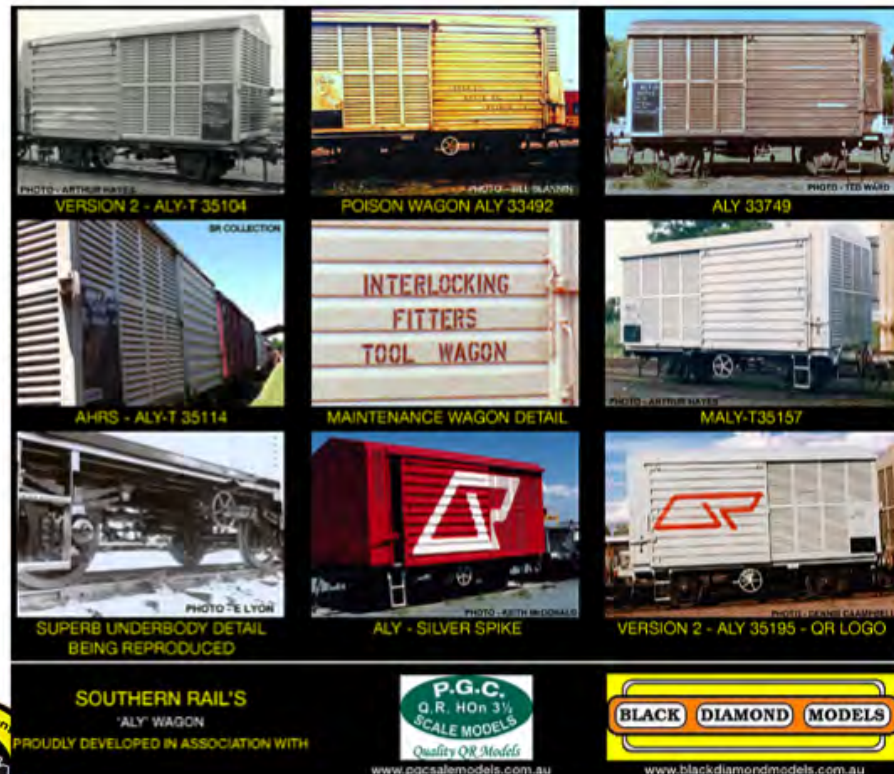


Historical oddities or...



Research Resources for Modelling the Railways of Queensland

- ALY



Research Resources for Modelling the Railways of Queensland

21

Model Magazines


- Depend upon voluntary contributions by model builders — Queensland is a niche interest!
- AMRA and other groups may also have Queensland focused articles
- Internet discussion groups provide quick response to simple questions, eg LRRSA and ausnarrowgauge Yahoo groups



Research Resources for Modelling the Railways of Queensland

22

See clinic notes for selected list...



23

Modelling the Railways of Queensland Convention

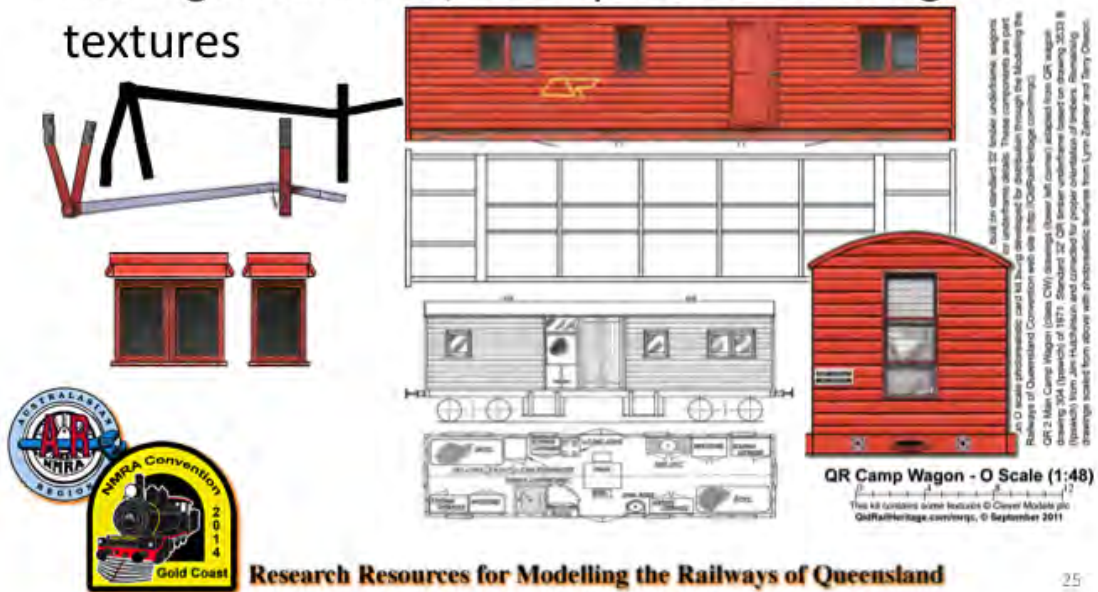
- QldRailHeritage.com/mrqc
- Download selected notes from past clinics
 - Eg: Narrow Gauge environment, goods traffic & sheds, passenger trains, etc.
- Downloadable card models
 - Queensland structures, carriages and wagons, cane loco, etc.



24

Model building...

- Jim Hutchinson underframe drawing, QR Rollingstock Book, 200+ photos for design & textures



Detail/Texture Source: Mt Morgan

- Side door and window with torn screen used
- Photorealistic textures



Thank you & happy modelling!

